

GBTI Income and Growth Fund



March 31st, 2025

Investment Advisor:	Guyana Americas Merchant Bank Inc
Fund Manager:	Guyana Bank for Trade & Industry Limited
Fund Inception Date:	May 2018
Fund Size/Net Assets (GYD):	1.08 B
NAV Per Share (GYD):	\$11.66
Management Fee:	1.3%

Note: Stated amount for fees would be the max range

Investment Objective

The primary investment objective of the fund is to achieve long-term capital appreciation and to generate income for its unit-holders by investing in both debt and equity in various companies around the world.

Net Annualised performance %

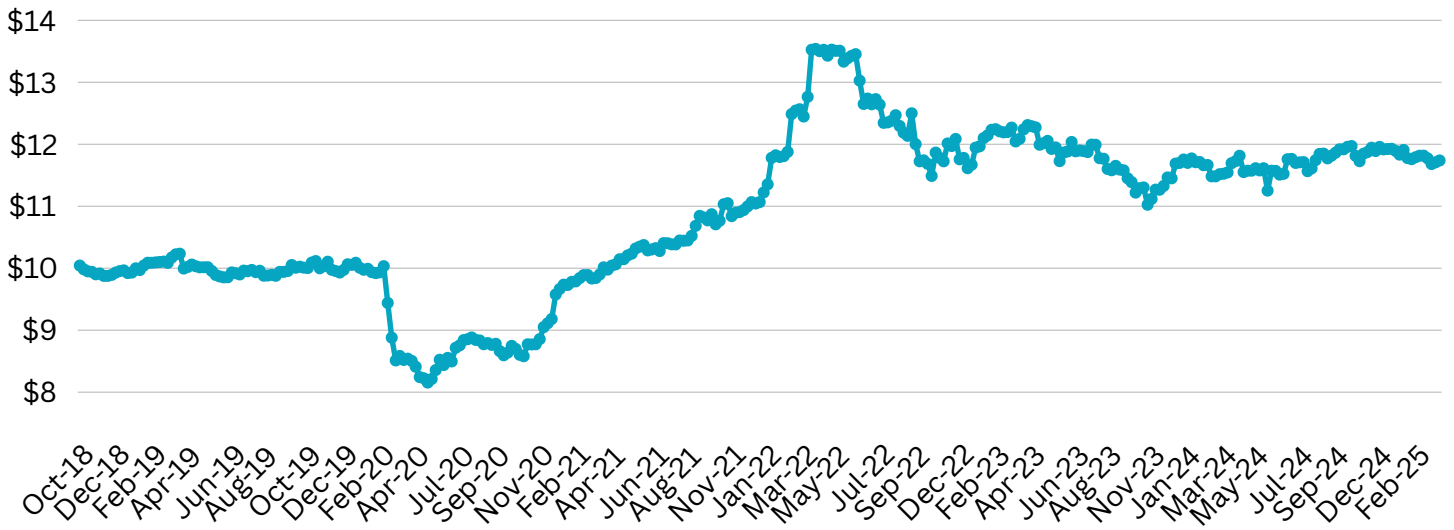
Share Class	YTD	1Y	3Y	5Y	10Y	Since Inception
Class A GYD	4.58%	4.32%	0.90%	9.56%	-	6.75%

Net calendar year performance %

Share Class	2024	2023	2022	2021	2020	2019
Class A GYD	6.63%	2.77%	11.47%	20.51%	-9.28%	5.70%

Performance of Investment if Invested at Inception

● G\$ Income & Growth



NOTE: Past Performance does not predict future returns.

Top 3 Performers

Percentage

Petroleo Brasileiro SA

0.16%

Intel Corporation

0.14%

Dominican Republic

0.08%

Bottom 3 Performers

Percentage

PayPal Holdings Inc

-0.36%

ZIM Intergrated Shipping Services

-0.35%

Banks DIH Ltd

-0.27%

New Positions

Closed Positions

Nvidia

Paypal Holdings

Pfizer Inc

Wayfair

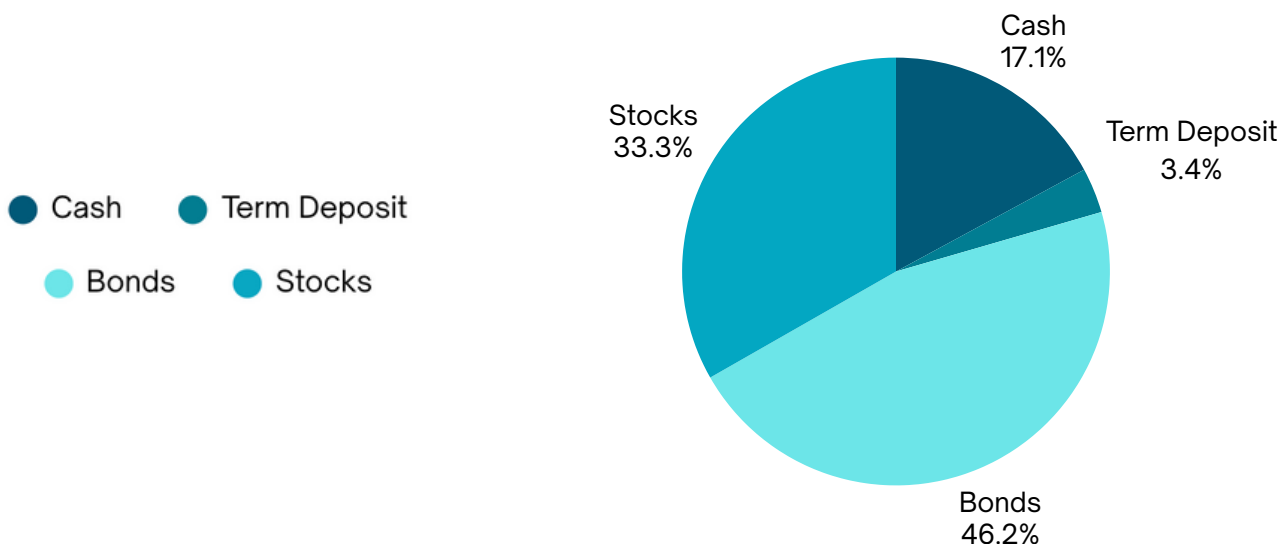
Investment Commentary

Over the period the Fund returned 4.58%. The holdings that contributed the most to returns was Petro Brasileiro SA, Intel Corporation and a Dominican Republic 2029 Bond. Additionally we saw returns from active trading from closing positions in Paypal and Wayfair resulting in more than modest gains, contributing to overall performance.

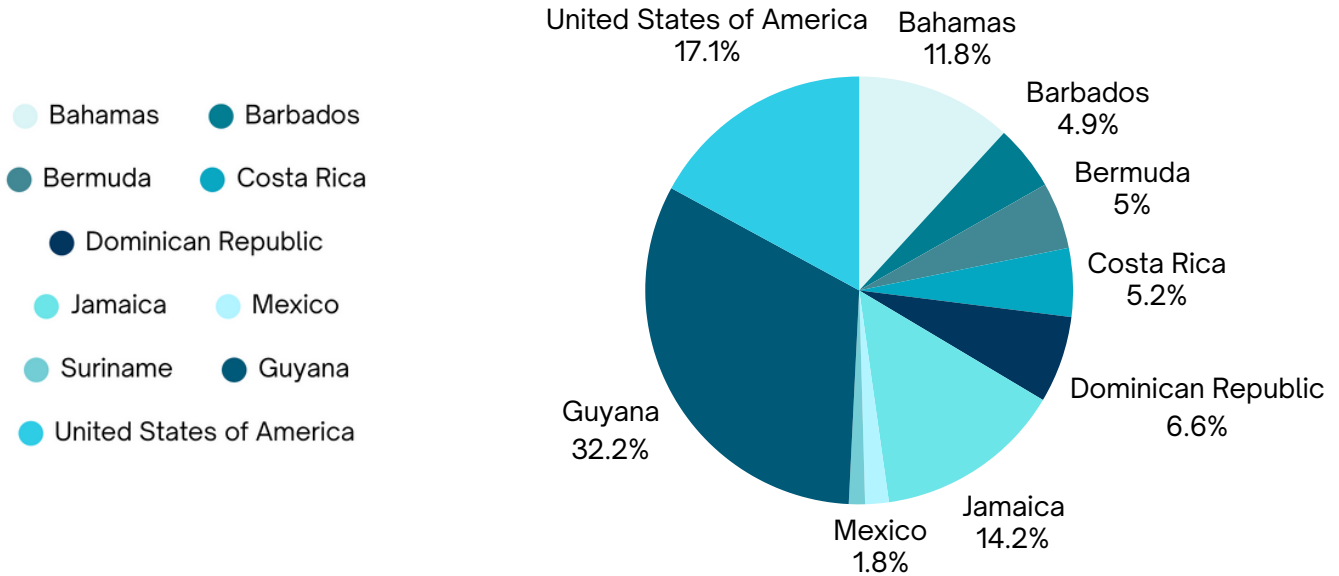
Top 5 Holdings (%)

Issuer Name	Asset	Percentage (Weight)
1 Commonwealth of Bahamas 8.95% 2032	Bond	5.04%
2 Republic Bank (Guyana) Ltd.	Stock	4.32%
3 Commonwealth of Bahamas 2033	Bond	3.97%
4 Costa Rica Republic 02/19/2031	Bond	3.95%
5 Bermuda Government 07/15/32	Bond	3.84%

Asset Allocation (%)



Geographic Allocation (%)



Glossary of Terms

Term	Definition
AUM	Abbreviation standing for Assets Under Management. It refers to the total market value of all investments managed by a financial institution or individual on behalf of investors. It's a key metric used to gauge the size and performance of a fund or portfolio.
ANNUALIZED PERFORMANCE	also known as annualized return or compound annual growth rate (CAGR), is a metric that measures the average annual rate of return on an investment over a specific period, accounting for compounding.
MANAGEMENT FEE	Annual fee charged by the fund manager for management of the fund, expressed as a percentage.
NAV	Abbreviation standing for Net Asset Value. It is a metric that represents the value of an investment fund's assets minus its liabilities, often expressed as a per-unit or per-share value, reflecting the price at which investors can buy or redeem fund shares.

Disclaimer

Mutual Funds do not guarantee that the amount of your original investment in any of the Funds will be returned to you. Unlike bank accounts or bank deposits, mutual funds are not covered by government deposit insurance corporation and does not have any guarantees.